

USES OF MATERIALS

• SORTING ACTIVITY •



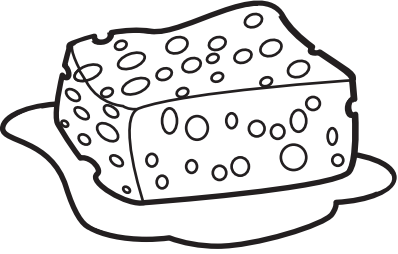
Cut out the tiles below and set aside. On the worksheets, write the material each object is made of in the column beside it. Decide the best use for each object and glue the appropriate tile in the 'Used for' column.



Name _____

Date _____

Uses of Materials

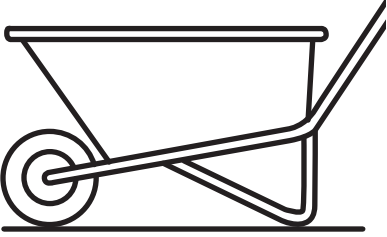


Object	Made of	Used for
		
		
		



Name _____

Date _____

Uses of Materials



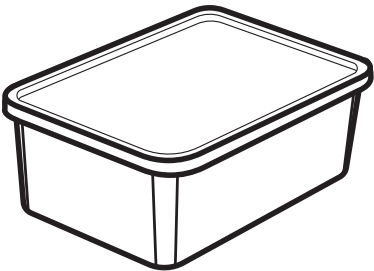
Object	Made of	Used for
		
		
		



Name _____


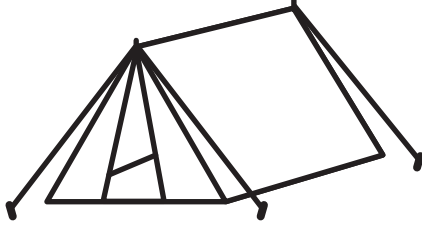


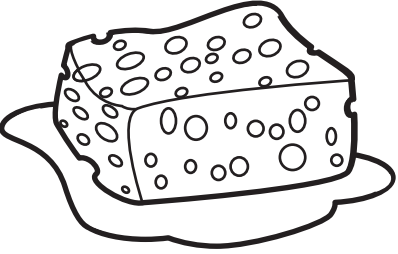

Date _____

Uses of Materials

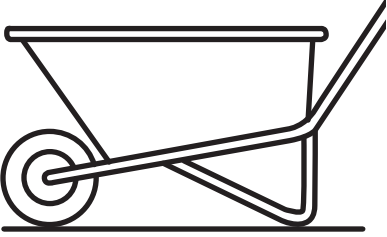





Object	Made of	Used for
		
		
		






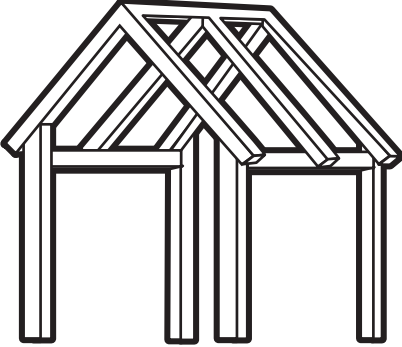
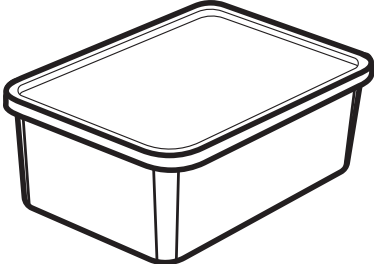
Uses of Materials - Answers

Object	Made of	Used for
	fibre	
	fabric	
	fibre	

Uses of Materials - Answers

Object	Made of	Used for
	metal/plastic/wood	
	metal/plastic	
	fabric	

Uses of Materials - Answers

Object	Made of	Used for
	fabric	
	wood	
	plastic	