

# Insects



Read, Write,  
& Count  
the  
ROOM

a fun and engaging literacy  
and math center by

**Khris Bosland**



# Write the Room

## Teacher Prep

- \*Print the word/picture cards on cardstock
- \*Laminate the cards and cut them out on the lines
- \*Print a class set of the recording sheets
- \*Scatter the word/picture cards around the room for your students to find. Hide them in more difficult places to find for a more challenging activity! I usually hang mine with sticky tack.

## Student Directions

- \*Students will put their recording sheet on a clipboard and walk around the room searching for the word/picture cards you posted. When they find one, they will write the word on their recording sheet next to the matching picture.







Two versions of the 'Write the Room' cards are included in this pack!







## Version One


The words are written on the cards for your little ones to find around the room and write on their recording sheet.

## Version Two


The words are not written on the cards. This is a more challenging activity. Your little friends will search the room for the pictures. When they find one, they will sound out the word and write it on their recording sheet using "kid writing".









ant




bee




butterfly



fly




caterpillar




ladybug




praying mantis




spider




worm



dragonfly



moth



lightning bug


Name \_\_\_\_\_



# Write the Room



Walk around the room and find the picture cards. Write the words next to the matching picture below!



\_\_\_\_\_



\_\_\_\_\_



\_\_\_\_\_




\_\_\_\_\_



\_\_\_\_\_



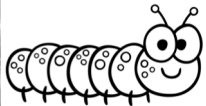
\_\_\_\_\_




\_\_\_\_\_




\_\_\_\_\_



\_\_\_\_\_



\_\_\_\_\_



\_\_\_\_\_



\_\_\_\_\_

# Count the Room

## Teacher

## Prep







- \*Print the picture cards on cardstock
- \*Laminate the cards and cut them out on the lines
- \*Print a class set of the recording sheets
- \*Scatter the picture cards around the room for your students to find. Hide them in more difficult places to find for a more challenging activity! I usually hang mine with sticky tack.







## Student

## Directions

- \*Students will put their recording sheet on a clipboard and walk around the room searching for the picture cards you posted. When they find one, they will count how many are on the card. They will then write that number next to the corresponding picture on their recording sheet.








Name \_\_\_\_\_



# Count the Room



Walk around the room and find the picture cards.  
Count the objects on the card and write the number next to the matching picture below!




\_\_\_\_\_



\_\_\_\_\_



\_\_\_\_\_




\_\_\_\_\_




\_\_\_\_\_



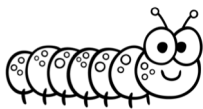
\_\_\_\_\_




\_\_\_\_\_



\_\_\_\_\_



\_\_\_\_\_



\_\_\_\_\_



\_\_\_\_\_



\_\_\_\_\_

# ♥ THANK YOU ♥

so much for checking out my products! I greatly appreciate your business! I am more than happy to respond to any questions or concerns that you may have regarding my product. Please let me know if there is something that does not work for you and I will do my best to make it right as quickly as possible!

This product is intended for one single classroom use only. You may purchase additional licenses at a discounted price through TPT!


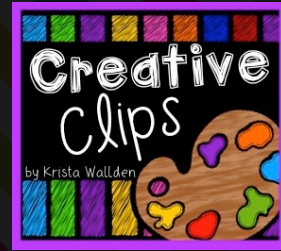
Visit my blog:

<http://keepinitkoolinkinderland.blogspot.com>



Feel free to email me at [Kool.in.Kinderland@gmail.com](mailto:Kool.in.Kinderland@gmail.com)

**A HUGE thank you to the following people for sharing their amazing clipart and fonts!**



Copyright © Khrystine Bosland  
All rights reserved by author

