



# Interactive Morning Work Book



# Interactive Morning Work Book

Thank you for downloading my product. Please leave feedback. If you need any minor changes or have any concerns, please feel free to [email me](#). I would love to have you follow my store for updates and new freebies. Please join me on my [blog](#) for great classroom information and giveaways.



## Directions for Use:

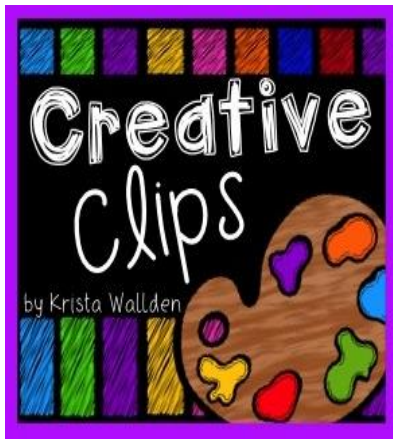
These books are meant to be used for daily morning work or literacy centers. Copy the interactive book and the corresponding interactive pages. Separate each book by cutting each sheet in half. Sheets are divided by a line for your convenience. Divide and staple each book. Make sure you staple books in order Monday-Friday. You can separate the cutouts and give to students on the days they need them.

## Terms of Use


This item is for single classroom use only. Duplication for an entire school system or commercial purposes is strictly forbidden without written permission from the author. Copying any part of this product and placing it on the internet in any form (even a personal/classroom website) is strictly forbidden and is a violation of the Digital Millennium Copyright Act (DMCA).



Thank you to all my favorite graphic artists!  
Redistribution is prohibited. This purchase



Some graphics were designed and created by Anchor Me Designs



©2014 Bonnie Kathryn Kinders and Beyond

# My Morning work Book

Name \_\_\_\_\_  
\_\_\_\_\_  
\_\_\_\_\_

Letter  
A

# My Morning work Book

Name \_\_\_\_\_  
\_\_\_\_\_  
\_\_\_\_\_

Letter  
A

# My Letter work Book

Name \_\_\_\_\_  
\_\_\_\_\_  
\_\_\_\_\_

Letter  
A



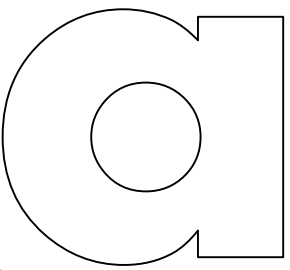

# My Letter work Book

Name \_\_\_\_\_  
\_\_\_\_\_  
\_\_\_\_\_

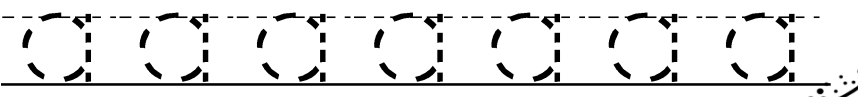
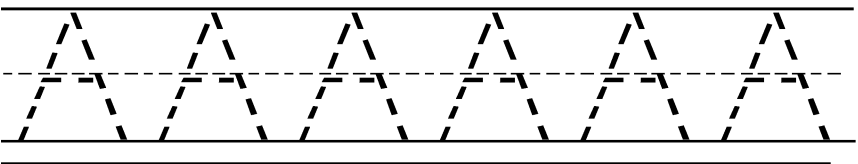

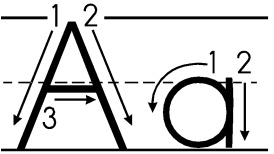

Letter  
A

Monday

Color or Decorate





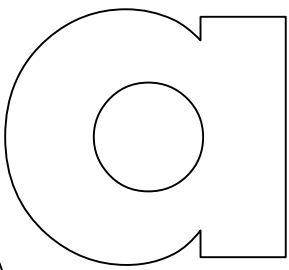

Use a  
dobber to  
color the  
letter A



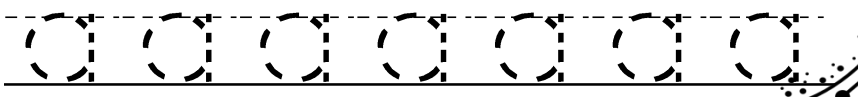
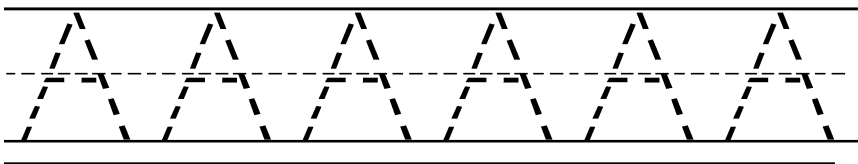

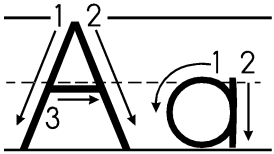

©Kinders & Beyond 2014

Monday

Color or Decorate




Use a  
dobber to  
color the  
letter A



©Kinders & Beyond 2014

Tuesday

# Alphabet Puzzles





Aa Aa

©Kinders & Beyond 2014

Tuesday

# Alphabet Puzzles



Aa Aa

©Kinders & Beyond 2014

# Sort it Out

CAPITAL

lowercase

|  |  |
|--|--|
|  |  |
|--|--|

Aa

# Sort it Out

CAPITAL

lowercase

|  |  |
|--|--|
|  |  |
|--|--|

Aa



Thursday



Glue band here

|  |  |  |
|--|--|--|
|  |  |  |
|--|--|--|

|       |       |
|-------|-------|
|       | _____ |
| _____ | _____ |
| _____ | _____ |
|       | _____ |
| _____ | _____ |
| _____ | _____ |

©Kinders & Beyond 2014

Thursday



Glue band here

|  |  |  |
|--|--|--|
|  |  |  |
|--|--|--|

|       |       |
|-------|-------|
|       | _____ |
| _____ | _____ |
| _____ | _____ |
|       | _____ |
| _____ | _____ |
| _____ | _____ |

©Kinders & Beyond 2014

Friday

Highlight the letter A. Color the pictures. Read the word.



rat



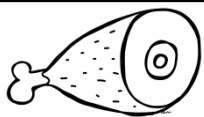
cab



hat



fan




ham



bag



bat



cat

Rainbow write the words.



©Kinders & Beyond 2014

Friday

Highlight the letter A. Color the pictures. Read the word.



rat



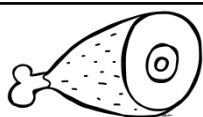
cab



hat




fan




ham



bag



bat

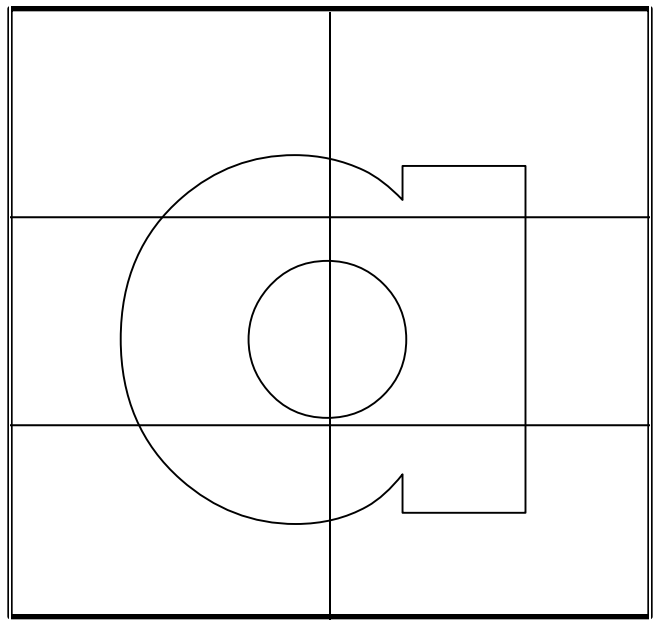
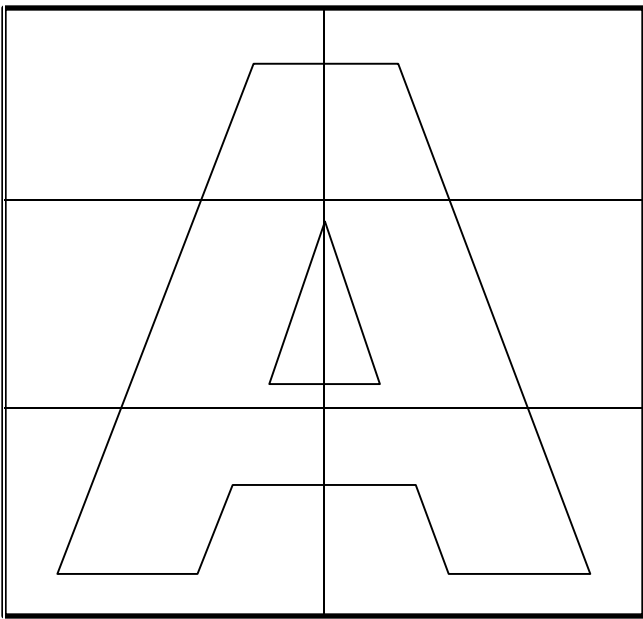


cat

Rainbow write the words.



©Kinders & Beyond 2014



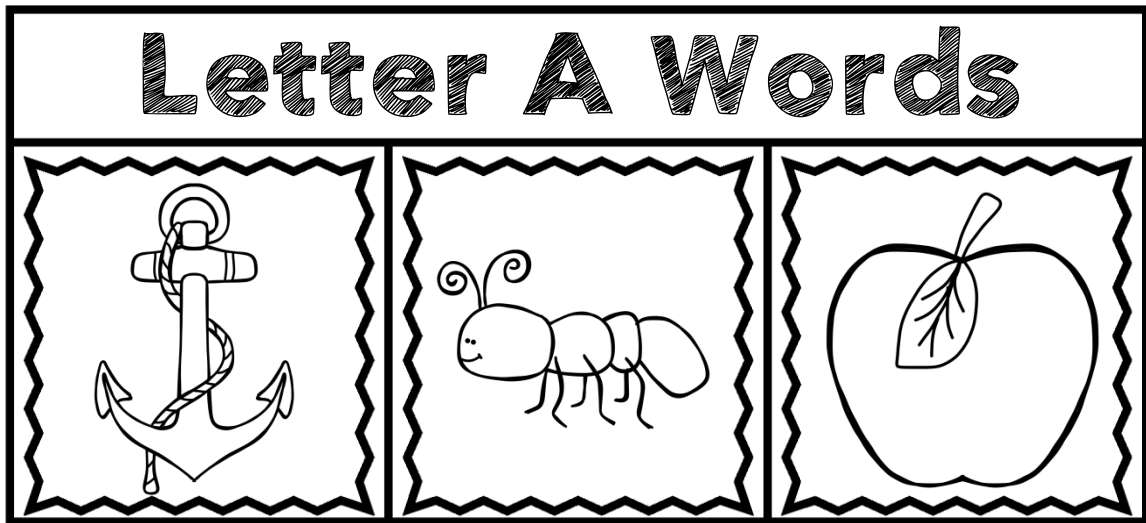
Color each letter. Cut out boxes and mix up. Put puzzle together.

Tuesday

Wednesday

|   |          |   |   |   |          |
|---|----------|---|---|---|----------|
| A | <b>A</b> | a | a | A | a        |
| a | A        | a | A | A | <b>a</b> |

Thursday



Cut along the outside edges. Cut flaps.