


# 6 FREE LISTENING MATS



## NOTE FROM THE SELLER

Thank you so much for downloading this pack! I appreciate your interest and hope that the product is exactly what you are looking for. Remember to leave feedback for credits towards products. I am always happy to answer any and all questions or concerns regarding this product. Please email me at [proudtobeprimary@gmail.com](mailto:proudtobeprimary@gmail.com)



## TERMS OF USE

All rights reserved. Purchase or download of this item entitles the purchaser/downloader to the right to reproduce the pages in limited quantities for one classroom use only. Duplication for multiple classrooms, an entire school, an entire school system, or commercial purposes is strictly prohibited without written permission from the author. Copying any part of this product and placing it on an intranet or internet of any form, even a personal or classroom website, is a violation of the Digital Millennium Copyright Act (DMCA). **Copyright © Proud to be Primary by Elyse Rycroft**

## LET'S CONNECT

Click the icons for more products, freebies, and ideas for your classroom!



## EMAIL LIST

Click the link below to sign up for the latest teacher tips and strategies.

Sign Up  
HERE 

Plus get access to an exclusive **FREEBIE** library!

# RELATED PRODUCTS


Check out the **FULL** products in store!  
(click the covers to visit)

## Daily Listening Practice LISTENING MATS BUNDLE



Proud to be PRIMARY


## Daily Language Practice WORD MATS bundle



Proud to be PRIMARY


## Daily Math Practice MATH MATS BUNDLE

1st GRADE




Proud to be PRIMARY

## Daily Writing Practice WRITING MATS bundle



Proud to be PRIMARY

## COMPREHENSION MATS Daily Reading Practice BUNDLE



Proud to be PRIMARY

## PHONICS Are FUN! SHORT VOWEL Word Families



Proud to be PRIMARY

## POEM of the week bundle



Proud to be PRIMARY

## WRITING & WORDS BUNDLE

FALL  
WINTER  
SPRING  
SUMMER

160 activities for the whole year



Proud to be PRIMARY

# 3 Types of LISTENING MATS

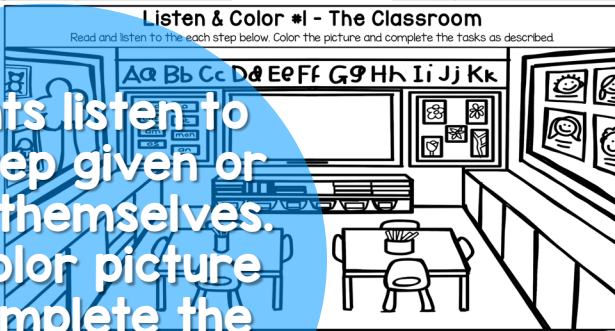
1

Students listen to each step given or read it themselves. They color picture and complete the tasks as described.

Name: \_\_\_\_\_ Date: \_\_\_\_\_

### Listen & Color #1 - The Classroom

Read and listen to the each step below. Color the picture and complete the tasks as described.



- Write 'Welcome' on the front board.
- Color the tables red and the chairs blue.
- Read and color the sight words on the wall.
- Color the pictures of the flowers.
- Color the books on the front shelf.
- Sing the alphabet and color it on the wall.
- Add some apples and color the tree.

© Proud to be PRIMARY 2016

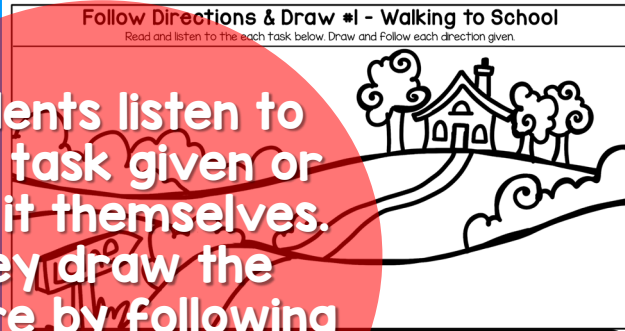
2

Students listen to each task given or read it themselves. They draw the picture by following the directions given and.

Name: \_\_\_\_\_ Date: \_\_\_\_\_

### Follow Directions & Draw #1 - Walking to School

Read and listen to the each task below. Draw and Follow each direction given.



- Draw a sign that says 'School' beside the path.
- Draw a swing set and a slide beside the path.
- Draw yourself walking to school.
- Draw another tree filled with apples.
- Draw 3 clouds in the sky.
- Color your picture with 5 or more colors!

© Proud to be PRIMARY 2016


3

Students read, listen to, and visualize the story given. They draw and color a detailed picture of the story.

Name: \_\_\_\_\_ Date: \_\_\_\_\_


### Visualize & Draw #1 - First Day of School

Read, listen to, and visualize the story below. Draw and color a detailed picture of the story.



... I have my green backpack on and I am wearing my new shoes. The school bus picks me up at my house and takes me to school. I am excited to see my new teacher.

© Proud to be PRIMARY 2016





# all about LISTENING MATS

20 different Listening Mats for each month. There are 3 types of mats included. Every mat covers a different topic or theme.

Listening Mat  
Type #1:  
Listen & Color

Children need  
listening ears,  
a pencil, and  
crayons to  
complete.

Large pictures  
are provided  
for the tasks.  
Backgrounds,  
topics, and  
tasks are  
relatable to  
children.

Name: \_\_\_\_\_ Date: \_\_\_\_\_

### Listen & Color #1 - The Classroom

Read and listen to the each step below. Color the picture and complete the tasks as described.


Aa Bb Cc Dd Ee Ff Gg Hh Ii Jj Kk

|     |    |
|-----|----|
| and | a  |
| eat | at |
| am  | an |
| as  | an |

Each Mat is  
labeled with a  
number and  
title to keep  
track.  
Instructions  
are provided  
on each page.

Each Listening  
Mat can be  
used as an  
assessment  
tool to check  
listening skills  
and ability to  
follow  
directions.

- Write "Welcome" on the front board.
- Color the tables red and the chairs blue.
- Color the carpet yellow.
- Color the pictures of the flowers.
- Read and color the sight words on the wall.
- Sing the alphabet and color it on the wall.
- Color the books on the front shelf.
- Add some apples and color the tree.



Students are provided with clear  
and specific steps to complete in  
the picture provided.

© Proud to be PRIMARY 2016

♥ Proud to be PRIMARY

# all about LISTENING MATS

20 different **Listening Mats** for each month. There are **3 types of mats** included. Every mat covers a different **topic or theme**.

**Listening Mat Type #2:**  
Follow Directions & Draw


Children need listening ears, a pencil, and crayons to complete.

Large backgrounds are provided for the tasks. Backgrounds, topics, and tasks are relatable to children.

**Name:** \_\_\_\_\_ **Date:** \_\_\_\_\_

## Follow Directions & Draw #1 - Walking to School

Read and listen to the each task below. Draw and Follow each direction given.





- 🍏 Draw a sign that says "School" beside the school building.
- 🍏 Draw a swing set and a slide beside the path.
- 🍏 Draw yourself walking to school.
- 🍏 Draw another tree filled with apples.
- 🍏 Draw the sun and 3 clouds in the sky.
- 🍏 Color your picture with 5 or more colors!



Each Mat is labeled with a number and title to keep track. Instructions are provided on each page.

Each Listening Mat can be used as an assessment tool to check listening skills and ability to follow directions.



Students are provided with clear and specific items to draw to complete in the picture provided.

© Proud to be PRIMARY 2016

♥ Proud to be PRIMARY

# all about LISTENING MATS

20 different Listening Mats for each month. There are 3 types of mats included. Every mat covers a different topic or theme.

Listening Mat  
Type #3:  
Visualize & Draw

Children need listening ears, a pencil, and crayons to complete.


2 variations of backgrounds are provided to leave room to illustrate each story. One blank and one with an image to help.

Name: \_\_\_\_\_

Date: \_\_\_\_\_

## Visualize & Draw #1 - First Day of School


Read, listen to, and visualize the story below. Draw and color a detailed picture of the story.



It is the first day of school. I have my green backpack on and I am wearing my new shoes. The sun is shining and I am wearing my sunglasses. The big, yellow school bus comes to pick me up at my house. It will take me to school.

Each Mat is labeled with a number and title to keep track. Instructions are provided on each page.

Each Listening Mat can be used as an assessment tool to check listening skills and ability to visualize.



Students are provided with a short story. They should visualize the story as it is being read.

© Proud to be PRIMARY 2016

Proud to be PRIMARY

Name: -----

Date: -----

## Listen & Color #5 - Playing with Friends

Read and listen to each step below. Color the picture and complete the tasks as described.



♡ Color the slide yellow and playground red.

♡ Draw and color someone on the swing.

♡ Color the swing set brown.

♡ Color the boy on the see saw.

♡ Color the girl on the merry go round.

♡ Color the merry go round orange.

♡ Color the sky blue and sun yellow.

♡ Draw and color a blue ball on the grass.




Name: -----

Date: -----

## Listen & Color #1 - The Classroom

Read and listen to the each step below. Color the picture and complete the tasks as described.



🍏 Write "Welcome" on the front board.

🍏 Color the carpet yellow.

🍏 Read and color the sight words on the wall.

🍏 Color the books on the front shelf.

🍏 Color the tables red and the chairs blue.

🍏 Color the pictures of the flowers.

🍏 Sing the alphabet and color it on the wall.

🍏 Add some apples and color the tree.

Name: \_\_\_\_\_

Date: \_\_\_\_\_

## Follow Directions & Draw #2 - The Book Nook

Read and listen to each task below. Draw and follow each direction given.



♡ Draw yourself sitting on a bean bag chair reading a book.

♡ Draw a friend sitting on the other chair.

♡ Write 'BOOK NOOK' on the framed board.

♡ Draw a basket of books on the rug.

♡ Make a poster for the left wall that says "Read Everyday!"


♡ Color your picture with 5 or more colors!







Name: \_\_\_\_\_

Date: \_\_\_\_\_

## Follow Directions & Draw #1 - Walking to School

Read and listen to the each task below. Draw and follow each direction given.



-  Draw a sign that says "School" beside the school building.
-  Draw yourself walking to school.
-  Draw the sun and 3 clouds in the sky.
-  Draw a swing set and a slide beside the path.
-  Draw another tree filled with apples.
-  Color your picture with 5 or more colors!

Name: \_\_\_\_\_

Date: \_\_\_\_\_



## Visualize & Draw #4 - Finding a Rainbow



Read, listen to, and visualize the story below. Draw and color a detailed picture of the story.

Rainbows do not happen everyday. They are special type of weather. We can see a rainbow when it is sunny and raining at the same time. They have seven colors and form an arc in the sky. Rainbows are beautiful and hard to find!



Name: \_\_\_\_\_

Date: \_\_\_\_\_



## Visualize & Draw #7 - STEM Challenge



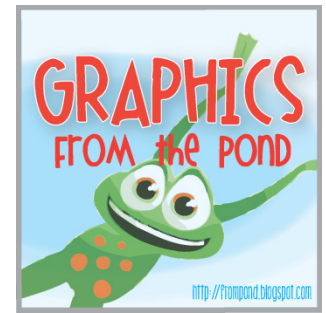
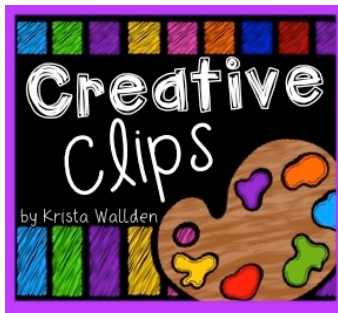
Read, listen to, and visualize the story below. Draw and color a detailed picture of the story.

A large, empty rounded rectangle with a thick black border, intended for the student to draw a detailed picture of the story.

Mike and Jack loves to do STEM challenges. Mike builds a tower with cardboard and paper rolls. Jack builds a slide with a tube and blocks. They work together to plan, build, and complete their STEM challenges.

# FONTS & GRAPHICS

A very special thank you to all the artists!



Click on the buttons to visit their stores or websites!